

# Welcome

Welcome to Colchester Institute and to the range of highly successful wood working courses that we have on offer:

- **Carpentry**
- **Joinery**
- **Furniture/Cabinet Making**


All of the courses are accredited by the well known name of City and Guilds

There is a progression path from L1 up to L3 studies

The higher levels of study support entry into Industry or Higher Education



**City & **  
**Guilds**



**Better Careers** Begin Here

## Woodworkers

Which type of wood worker would you like to be?

This is an important aspect about being a woodworker that you need to consider – you probably ask why?


Carpenters, Joiners and Furniture Makers  
**use the same tools**



Carpenters, Joiners and Furniture Makers  
**use the same materials**



However, **they create different things  
that incorporate wood.**



# Woodworkers

## The (Site) Carpenter

This woodworker, as the heading suggests, often works on building sites and will carry out the construction of timber walls, floors and rooves – known as **‘first fix’**.

First fix carpentry is the woodwork which is installed prior to any plastering. After this the carpenter will fit skirting board, door frames and windows, hang doors, fit panelling and cabinets – **‘second fix’**.

Many carpenters also work in existing domestic and commercial properties constructing alterations and home improvements. Carpenters can work in many places throughout the year and tend to carry all of their equipment in a van ready for use.


In a general summary, the carpenter fits the work produced by the other two woodworking categories.



## Woodworkers

### The Architectural (Bench) Joiner

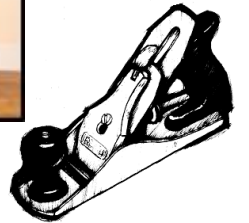
This woodworker works in a workshop at a bench and produces high quality architectural items in preparation for the second fix operations conducted by the carpenter. The items are termed 'architectural' because they form part of the building; stairs, window and door frames, panelling, cabinet work and reception desks etc.. They use a range of hand and power tools as well as machines to produce planed and moulded components which are joined together by a variety of joints. The joints are crafted for accuracy and strength and include mortice and tenons, housings, tongues and grooves, biscuits etc. The joiner makes a complete item ready for fitting.



## Woodworkers

### The (Cabinet) Furniture Maker

This woodworker works in a workshop at a bench, exactly as a joiner does. The major difference between this route of woodworking and joinery is veneering. The traditional term 'cabinet maker' suggests this category produces high class cabinets which are often veneered to produce attractive grain and decorative patterns. Items such as tables and chairs, book cases, wardrobes, kitchens, writing furniture and chests of drawers etc. fall into the remit of the furniture maker. Sketching, drawing and design are other aspects carried out by the furniture designer and maker. Like the joiner, hand, power and machine tools are used to produce mouldings and joints of high accuracy, none more so than the dovetail.



## Studies


### Full Time or Part Time Studies

People can attend courses at Colchester Institute in one of two ways:

Full Time: **2-3 days per week** on a Study Programme if you are 16-19 years old

Part Time: **1 day per week** on an Apprenticeship Standard

Both routes require a student to study English and maths if they have not gained a Grade 4 or above, in these subjects previously



## Studies

### Study Programme – L1 Carpentry & Joinery

This Study Programme is made up of 3 main parts:

- **Vocational qualification: 4 hours of theory and 7 hours practical**
- **English & maths: 2 hours of study each ( if you have a Grade 3 or below)**
- **Work Experience: 30 hours over the duration of the programme – 36 weeks.**

All students start on a smaller vocational aim and must pass this to progress to the next qualification:


L1 Certificate in Carpentry and Joinery: 1 theory exam and 4 practical assessments



L1 Diploma in Carpentry and Joinery: 5 theory exams and 9 practical assessments.



L2 Site Carpentry in the following year



## Studies

### Study Programme – L2 Furniture Production

This Study Programme is made up of 3 main parts:

- **Vocational qualification: 4 hours of theory and 7 hours practical**
- **English & maths: 2 hours of study each ( if you have a Grade 3 or below)**
- **Work Experience: 30 hours over the duration of the programme – 36 weeks.**


Students can start Furniture studies at Level 2 and need to pass this to progress to Level 3

*(It may be possible for students to do a developmental L1 qualification and progress to L2 the following year)*

L2 Diploma in Furniture Making: 7 theory exams and 2 main practical assessments



L3 Furniture Design and Making in the following year





## Studies

### Apprenticeship – L2 Standard in Carpentry & Joinery (continued)

An apprenticeship enables you to ‘**earn while you learn**’ and students follow a programme laid out below:


All students enrol onto the 2 year programme (this is a L2 qualification over 2 years)  
either as a Site Carpenter or a Bench Joiner

**Attend 1 day per week:** 4 hours of practical, 2 hours of theory, 1 hour work based evidence and 1 hour of English and Maths in the form of Functional Skills (if GCSE grades are below 4)

**Work 4 days per week** with their employer

Year 1: Generic technical learning - practical and theory at Level 1 – formative exams and assessments throughout

Year 2: Specialist technical learning at Level 2 (Carpenter or Joiner) – formative exams and assessments throughout in readiness for the final exams/tests



## Studies

# Apprenticeship – L2 Standard in Carpentry & Joinery


The final exams/assessments in an Apprenticeship are known as: End Point Assessment (EPA)

The woodworking EPA has 3 elements:

- **Theory test: 40 questions**
- **Practical test: 4 tests**
- **Interview around a portfolio of practical evidence from the workplace**

Successful completion of all of these aspects will see the L2 Standard awarded.

*Note: It is very important that the company employing the apprentice can cover all aspects of work that is involved in the specialist choice – Carpenter or Joiner - to ensure the apprentice can pass the EPA.*



## Studies


## Equipment

Colchester Institute supply all of the following for Full and Part Time students:

- **Industry Standard tools, equipment and materials**
- **All personal protective equipment: Safety glasses and hearing protection**

You must supply your own safety footwear ( steel toe capped boots/shoes/trainers)

You must supply: Writing pad, lever arch folder and pen.  
Please purchase 2H pencils for workshop activities



# Where you will be learning?

Braintree campus Level 1 & 2 workshop



# Where you will be learning?

## Workshops at Colchester campus – Sheepen Road



Level 1 Carpentry and Joinery  
**W101**



Level 2 Carpentry  
**W109**



Level 2/3 Furniture  
**W07**

