

Level 3 Diploma in Fashion & Textiles

The Fashion and Textiles Diploma is designed for students who want to explore different aspects of fashion, textiles and costume, such as traditional and digital textiles techniques, constructed textiles and pattern-cutting and garment / costume construction.



Who we are and what do we do?

Beth Caney is the Course Leader for the Fashion and Textiles programme. Before Beth started teaching she worked in merchandising, for both fashion and interior retail. She has spent time in London as a freelance tutor and as a print studio assistant.


Other tutors with similar professional backgrounds bring different skillsets to our course and teach a range of perspectives including traditional 2D and 3D drawing and making, to digital composition and sequential image making.



What type of lessons might I have?

During the course you will have the opportunity to design and create work in response to a range of exciting briefs. Exploring the field of fashion and textiles through traditional and digital processes will help develop your existing skills and knowledge.

To broaden your understanding you will learn about the historical and contemporary contexts surrounding the industry. Experimental reflective practice will be encouraged alongside focused research and commercial awareness.



What type of lessons might I have?

You will be introduced to different design techniques, exploring the traditional analogue approaches that underpin digital application. Experimenting with drawing, surface pattern, colour, fabric manipulation, fashion design, illustration, construction and digital software will give you the opportunity to explore a variety of 2D and 3D materials, and specialist tools.

You will learn how to use your sketchbook effectively to record and develop your ideas and be introduced to digital methods of producing professional portfolios.



Where you will be learning?


Study spaces are different depending on the learning activity. It's likely that you'll be learning digital skills in one of our specialised Mac suites and analogue skills in our Fashion Studio. You'll also spend time developing practical skills in our Print, 3D and Ceramics workshops.

Some sessions take place in general purpose design studios where you have the freedom to explore drawing and mixed media techniques.

Some of your learning, for example contextual studies and group tutorials may also take place online.



Click image below to open video in YouTube



Better Careers Begin Here

Personal Development & Tutorials

As part of the Fashion and Textiles course you will attend a programme of Group Tutorials led by the Art and Design Progress and Destination Tutor, Leon Carter.

During the tutorials you work together to learn about careers in the Creative Industries, British Values, current events and work experience opportunities.

These sessions will help you to broaden your understanding of the world and support you to make informed decisions about our future.



What's next?

New statistics reveal the Creative Industries sector is growing more than five times faster than the national economy*. Hardworking students with good Fashion and Textiles skills are highly prized and a high proportion of our students choose to develop their potential by progressing to Higher Education.

In recent years our students have gone on to study on courses such as Fashion Design, Textiles Design, Visual Merchandising, Surface Pattern Design, Branding, Buying, Styling, Interior Design at Universities such as LCF, NUA, UAL, Brighton University, Rochester, CSM and University Centre Colchester

* www.gov.uk/government/news/uks-creative-industries-contributes-almost-13-million-to-the-uk-economy-every-hour

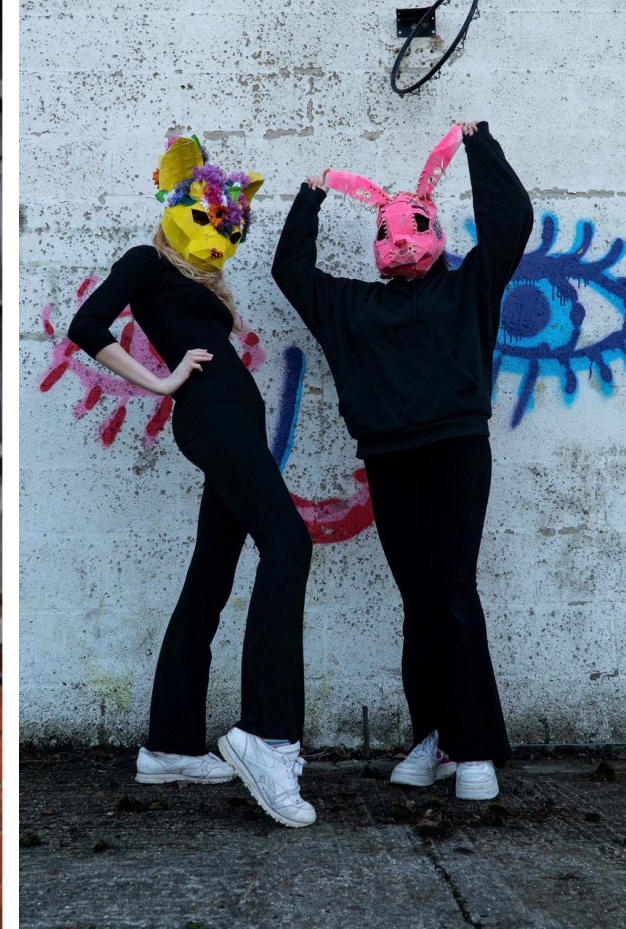


Where are they now?

Lily Cornell, is one of our alumni students and is going on to study a Fashion and Textiles Degree at University Centre Colchester, She says:

“During my time on this course I was able to develop my independent learning, a crucial skill that has set me up to go to University in September.

I have learnt how to expand my way of thinking and how to generate a whole range of ideas which eventually came to form a final outcome”



What will I need?

To study Fashion and Textiles you'll need a small kit of tools and materials. This should include:

- A set of fine liners and sharpies
 - A set of needles, pins and basic threads
- Quality paints (Acrylic / Watercolour / Gouche)
- A set of quality brushes in a range of sizes
 - A range of (Indian) inks, including black.
 - A good quality sketchbook
- A set of drawing pencils ranging from 4H to 6B
 - Masking Tape
- Scissors, eraser and Pritt stick

