

Diplomas in Art and Design

**We offer both Level 3 and Level 2
Diploma programmes in Art & Design.**


If you want to develop your interest in art and design in all its forms and pursue a future in the creative industries, but haven't yet chosen an area of specialism, then an Art & Design Diploma course could be perfect for you.



Who we are and what do we do?

The Course Leader for the Level 3 Diploma in Art & Design is Aeron Hall-Apps. Before she started teaching Aeron worked as a freelance textile designer for fashion and interiors. Aeron also organised and took part in craft markets celebrating the variety of creativity across East Anglia.

Jodie Evans is the Course Leader for the Level 2 Diploma in Art & Design. Jodie has worked in the creative education sector for over 18 years. During this time she has been involved in various community art projects, raising funds and awareness of homelessness and social care in both the UK and abroad. She has also run her own studio at Hylands House, Chelmsford




What type of lessons might I have?

The Art & Design Diploma will provide you with grounding skills and knowledge in areas such as:

Creative mark-making
Sketchbook development
Research skills
Analysis, evaluation and contextual awareness

You'll learn by taking part in group discussions, 1:1 tutorials and practical workshops on areas including:

Drawing / Painting / Digital / 3D Construction /
Textiles Printmaking / Ceramics



Where you will be learning?


Study spaces are different depending on the learning activity. It's likely that you'll spend time developing practical skills in our Print, 3D, Ceramics and digital workshops.

Some sessions take place in general purpose design studios where you have the freedom to explore drawing and mixed media techniques.

It's possible that some of your learning, for example contextual studies and group tutorials, may take place online.



Click image below to open video in YouTube



Better Careers Begin Here

Personal Development & Tutorials

As part of the Art & Design course you will attend a programme of Group Tutorials led by the Art & Design Progress and Destination Tutor, Leon Carter.

During the tutorials you work together to learn about careers in the Creative Industries, British Values, current events and work experience opportunities.

These sessions will help you to broaden your understanding of the world and support you to make informed decisions about your future.






What's next?

A high proportion of Diploma students progress to the Extended Diploma or the Foundation Diploma. These courses aim to prepare you for industry or Higher Education.

New statistics reveal the Creative Industries sector is growing more than five times faster than the national economy*. In recent years our students have gone on to study on degree courses such as Fine Art, Painting, Printmaking and Illustration at Universities such as Brighton, NUA, UAL, and UCC.

* www.gov.uk/government/news/uks-creative-industries-contributes-almost-13-million-to-the-uk-economy-every-hour



Where are they now?

Tom Groves progressed to Foundation after his Diploma and is starting Higher Education at UCC in October. What he says about studying with us:

“I have enjoyed studying on foundation because it gave me the freedom to test all kinds of materials and processes as well as teaching me that not every process will go as planned and that’s ok, if not better as you have an area you can develop.”



Where are they now?

Marselina Adeline completed the Diploma this year and is going on to study Architecture in Indonesia, she says:

“It was the greatest, open minding experience...
...I've had so much fun throughout this whole year, learning and experimenting, all the live drawings sessions, the printing and 3D workshops, as well as the people they were all so lovely.

I'm also really glad that I got to extend my knowledge further in art as well as improving my research skills”.





What kit will I need?

To study Art & Design you'll need a small kit of tools and materials. This should include:

- A set of quality drawing pencils ranging from HB to 6B
- A range of quality brushes (different sizes and shapes)
 - Charcoal/ pastels/ watercolour set
- A good quality sketchbook - A4 or A3- sewn or stapled (not ring bound as these often do not last)
 - Small scissors and Pritt Stick

