

Welcome

Welcome to Colchester Institute and to the full time wood working courses: Carpentry, Joinery and Furniture/Cabinet Making

We hope you will enjoy your stay with us and that your efforts at gaining a qualification prove to be successful, worthwhile and rewarding.

The change from school to a college full time programme is a big step and those of you that are returning to full time education, after perhaps a number of years, may also find it daunting.

For this reason, as part of your main studies, a tutorial system has been designed with a programme of individual appointments (minimum of three per year) with your Progress & Destination Tutor (PDT).

Welcome

As you read through this presentation you will find the following items:

- **Staff** – the people who will be guiding your development and others whom you will see around the department and may eventually work with as you progress through the levels of study.
- **Course outlines** – what you will learn and experience in your study programme, what you will be expected to bring in order to participate in your studies and the levels of performance needed to move to the next level of study.
- **Activities** – some small tasks (these are optional) that will get you measuring, marking, cutting and joining; some involve a branch of mathematics called geometry – give them a go and send a picture of it/them into a tutor.

Remember at the start of their careers all woodworkers (carpenter, joiner or cabinet/furniture maker) use the same tools and materials, so have a go at any of the activities.

Who we are



Russell Irving – Head of Wood Occupations

My woodworking specialism is cabinet making and joinery but during my career I have been fortunate to experience manufacturing, carpentry and management either as an employed or self-employed person. I began teaching woodwork and woodmachining at Suffolk College in 2000, returned to industry for a short period in 2011 and joined Colchester Institute in 2013 as a lecturer; I now look after the woodworking courses.



Jason Dale – Assistant Head of Wood Occupations & Level 3 Furniture Tutor

I started my teaching career here at Colchester institute in 2009 where I now teach on our furniture production courses and assist with the running of the department. Before making the leap into education I worked as a carpenter eventually running my own company which specialised in refurbishment and extensions but early on I had a small business repairing and restoring furniture which sparked a lifelong interest in the craft which I am now lucky enough to teach.

Who we are



Kim Archer – Trainer/Assessor

I trained as a cabinet maker from school at REH Kennedy of Ipswich. Joined CI to pass my experience & knowledge on to students.



Roger Day – NVQ Assessor


I am a Work Based Trainer Assessor based at Colchester Institute. I have been in the Construction Industry for over 40 years and completed my apprenticeship in Carpentry and Joinery. I spent 22 years of this time as owner of a building and maintenance company with work varying from putting on a handle to building houses. I have both a teaching and assessing qualification and I assess National Vocational Qualification with regard to site carpentry and architectural joinery.

Who we are



Adam Fair – Level 1 Carpentry and Joinery Tutor

I Enrolled as a student at CI in 2000 after secondary school and achieved an NVQ level 1 in Carpentry and Joinery, after this I achieved an NVQ level 2 in wood machining at CI and then completed the level 3 wood machining at Suffolk college in 2004. This was during my 8 years working at T.J.Evers (Tiptree Joinery). I then worked for a further 8 years at Hutton Timber Products. Since finishing my training I have had 12 years industry experience. I moved into teaching in October 2016 and have been working at CI delivering the Carpentry and Joinery level 1 Diploma and have achieved my level 5 teaching qualification whilst there.



Neil Fearnley – Level 2&3 Carpentry and Joinery Tutor

Please allow me to take this opportunity to introduce myself as one of the lecturers here at Colchester institute, with 12 years of experience teaching site carpentry under my belt makes me a very experienced individual. I look forward to meeting all, and anticipate that I will be able to contribute highly in helping you meet your individual goals.

Who we are



Gary Hepworth – Workshop Technician

Responsible for providing varied support services to the Departmental Lecturing Staff and Students as required.

Almost 20 years service in the Department, in an interesting and varied position.

Prior to joining the College, followed a varied career as a Carpenter/Joiner within the building, leisure and film industries.



Adam Ferguson – Level 2 Carpentry and Joinery Tutor & NVQ Assessor

I have spent 13 years in the construction industry and the last 14 years teaching carpentry and joinery.

Who we are



Mark Hogg – Level 1 Carpentry and Joinery & Level 2 Furniture Tutor

I have worked in education for 8 years teaching in pru's and for the last 4 years teaching furniture and carpentry, prior to that I worked in social work. I've done some shop fitting and enjoy making furniture for friends and family from my workshop at home.



James Maddison – Trainer/Assessor


My back ground experience is 12 years as a wood machinist and have been working at Colchester institute for the last 4 years. My current job is as a trainer assessor in wood occupation's and I am responsible for producing all the materials used in the wood department.

Who we are



Robert Meredith – Trainer/Assessor Braintree

I started out at St Alban's college of Building doing an apprenticeship in Carpentry & Joinery where I achieved advanced craft standard City & Guilds. I Then spent my formative years working in all aspects of the trade ranging from 1st fix carpentry to bespoke kitchen and bedroom installations to roofing. I ran my own carpentry company for many years covering carpentry requirements across the home counties. I moved into teaching to give young tradespersons an insight into the career path possible through carpentry and to pass on my accumulated skills to the next generation.



John Murry-Smith – NVQ Assessor

I am currently working as an assessor at Colchester Institute for Wood Occupations at level 2 /3. I have worked in several colleges in FE both as a curriculum manager and also as a lecturer. I have extensive industrial construction experience and have worked as far afield as Nigeria, West Africa and France in the past.

Who we are



Cheryl Roberts – Level 1 Carpentry and Joinery Tutor

I have 4 years experience working in the industry as a Joiner. I then went onto teach design technology in a range of different educational settings. I have worked with a variety of students with different educational needs. I have been working at Colchester Institute for 3 years teaching Level 1 Carpentry and Joinery.



Martin Roddy – Progress & Destination Tutor (PDT)

I work in partnership with the course tutors in weekly tutorials supporting your transition from school into further education by providing information advice & guidance. These tutorials are an effective part of your course enabling you to develop your character, confidence, life skills & employability options. Frequent 1:1 meetings will also give you the opportunity to discuss & overcome any issues you feel could be a barrier to your learning & wellbeing. My previous employment roles have given me wealth of experience to support young people with their education, training, employability, apprenticeships, NVQ assessing, supported housing, drug & alcohol misuse & mentoring.

Who we are



Trevor Simpson – Level 1 – 3 Carpentry and Joinery Tutor & NVQ Assessor
I have over 25 years working in the industry as a carpentry and joiner and a site manager.

I have been working at Colchester Institute for 22 years, teaching and assessing NVQ and Diploma Carpentry & Joinery courses Levels 1 to 3.



Sally Smith – Progress & Destination Tutor (PDT) Braintree

I work across different areas including Carpentry. I have worked at CI since 2011. My role is to work with Tutors in supporting you with the transition from school to college and ensuring you make the most of your time at CI. Group Tutorials and 1:1's enable me to support you with the information you will need to improve your personal and life skills which improve employment opportunities.

Prior to working at CI I had the opportunity to backpack and work abroad in various countries. I also worked on a building site for Bovis Construction as Site Secretary, before working for the Careers Service (Connexions) worked for many years supporting young people both within schools and the community.

Who we are



Paul Spence – Trainer/Assessor

I have been teaching since 1989 where I started as an instructional officer teaching carpentry to Prisoners. I taught Bricklaying & Painting and decorating to level 1, Tiling to Level 2 & Carpentry to level 3. I support the carpentry level 1-3 at CI. My hobbies are all types of art and craft and woodwork. My aims are to have all my learners to be better than me. My moto is A great teacher is somebody that teaches their students to be better than them.



Michael Stephenson – Level 1 & 2 Carpentry and Joinery Tutor Colchester & Braintree

My many years within the teaching sector teaching advance craft carpenters as well as maintenance property apprentices. I have in recent years along side my teaching undergone many private projects. The types of work I have undertaken have been extensive carpentry projects, often done all on my own, such as building horse stables, hand built conservatories, a total refurbishment of an old railway carriage to a high standard, as well as second fix, kitchen refits on multi-millionaire houses.

Who we are



Karl Stock – Level 1 Carpentry and Joinery Tutor
Braintree

I Have 29 years industry experience as a cabinetmaker and bench joiner working for the Queen , Madonna, David Beckham and Cristiano Ronaldo etc.

During my career I have worked in very successful companies as a production manager.
I joined Colchester institute in 2017 teaching level 1 carpentry and level 2 bench joinery.



Mark Thornton – Level 1 & 2 Carpentry and Joinery Tutor

You see me standing in the Carpentry workshop at Colchester institute. Getting to this point has included 13 years Industry experience covering all aspects of Carpentry, from loft conversions and renovation work to new build. I seized an opportunity to add teaching to my tool kit by working at Suffolk College, which lasted for 9 years. Fast forward to 2010, I decide to set up my own Carpentry business and experienced all the benefits of running your own business. Finally Colchester Institute, with 5 years teaching, so far....

Where you will be learning

Braintree campus Level 1 & 2 workshop



Where you will be learning

Workshops at Colchester campus – Sheepen Road



Level 1 Carpentry and
Joinery - W101



Level 2 Carpentry - W109



Level 2/3 Furniture- W07

What you will be learning

L1 Certificate in Carpentry & Joinery & L1 Diploma in Carpentry & Joinery

You will be developing your practical skills through training tasks by:

Learning to use woodworking hand tools.

Developing hand/craft skills.

Creating different woodworking joints.

Maintenance of woodworking hand tools.

Training in the correct use of a range of portable power tools and basic machines.

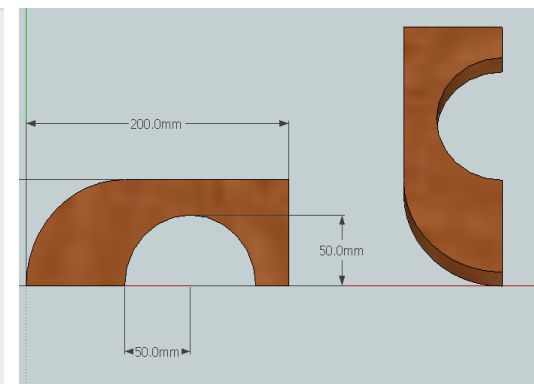
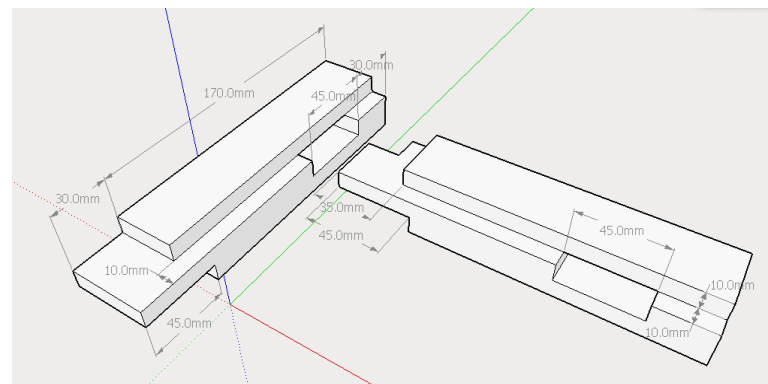
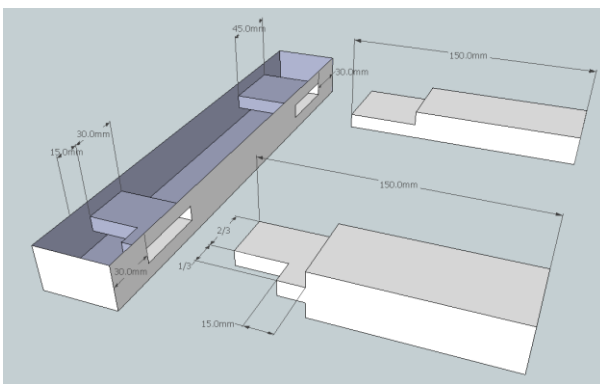
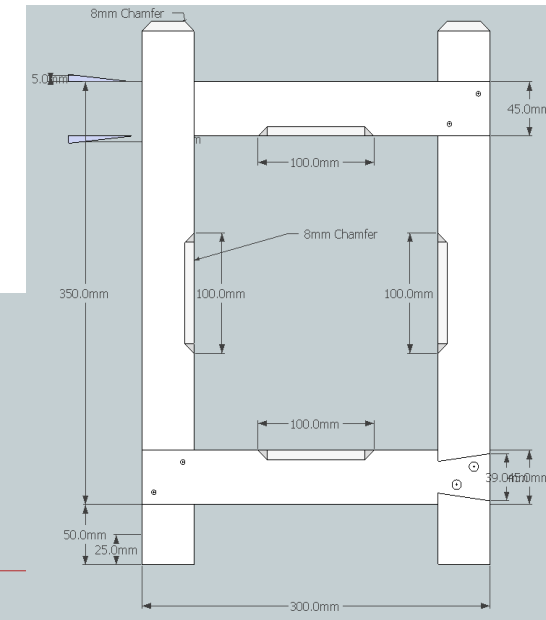
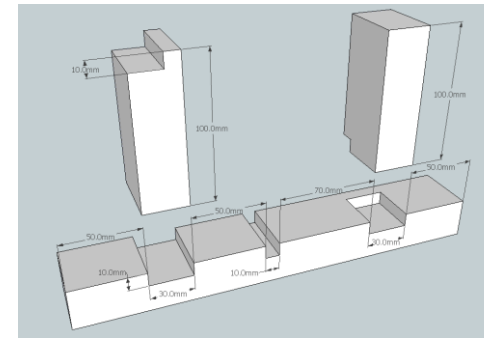
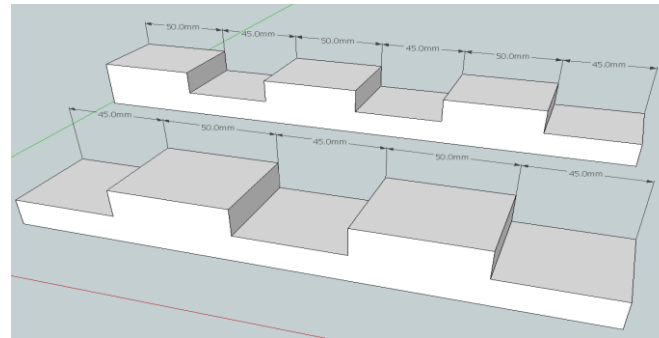
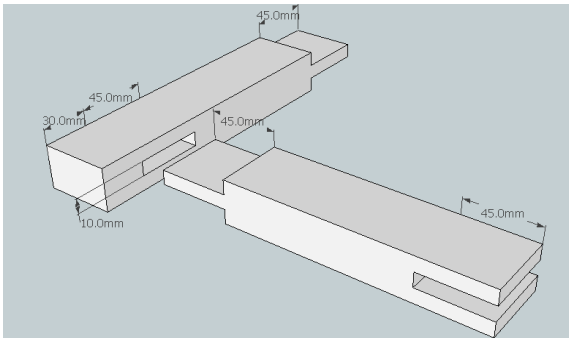
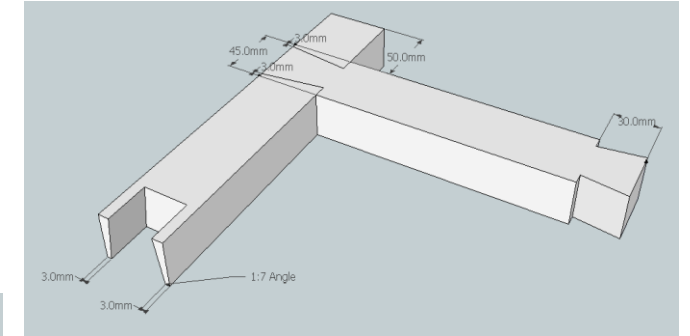
Your aim will always be to work with speed and accuracy.

You will be completing 13 practical assessments and 6 theory assessments.

You will have 7 hours of practical and 4 hours of theory a week. Plus 1 hour of group tutorial. If you need to resit your GCSE'S in English or Maths this will be an extra 2 hours each a week.

What you will be learning

Here are some of the joints you will be making.



Welcome & Induction 2020

What you will be learning

Here are some of the tools you will be using.



Better Careers Begin Here

Welcome & Induction 2020

What you will be learning

Here are some of the portable power tools you will be using.



Better Careers Begin Here

Activities (Optional)

(Please click the documents to open. If this doesn't work:
right click, presentation object, open.)

Activity 1: Can you name some of the joints, hand tools and power tools ?

- Write your answers on a piece of paper, take a picture and send it to a tutor.



Activity 2: Can you create the model roof from the instructions attached?

- Make it from card or paper and cellotape, take a picture and send it to a tutor.



Activity 3: Can you create the marquetry fan from the instructions attached?

- Make it from card or paper (you could shade and colour it) use cellotape on the back, take a picture and send it to a tutor.



Activity 4: Can you create the small cabinet from the instructions attached?

- Make it from card or paper and cellotape, take a picture and send it to a tutor.



What you will be learning

The **Level 2 Diploma in Furniture Making** is designed to prepare people to enter the industry in their chosen craft.

Practical work will commence with enabling skills:

Learning to use woodworking hand tools.

Developing hand/craft skills.

Creating different woodworking joints.

Workshop drawing and geometry.

Using new skills to create small furniture products such as doors, frames, drawers, cabinets, lay veneer, hang doors and attach fittings.

Maintenance of woodworking hand tools.

Training in the correct use of a range of portable power tools and basic machines.

Your aim will always be to work with speed and accuracy

What do students do after this course

After Level 1 Diploma in Carpentry and Joinery you can progress onto **Level 2 Diploma in Site Carpentry** or an **Apprenticeship**.

In order to progress students must have completed **all the required units at level 1** and have a **strong attendance record** as well as displaying the required skills that will be needed to cope with the elements of study at level 2.

Gaining employment in the industry would be a great advantage to those wishing to progress to level 2 as this shows that you are committed and will enhance your learning in real life situations.

What do students do after this course

After Level 2 Diploma in Furniture Making you can progress onto **Level 3 Diploma in Furniture Design & Making**

In order to progress students must have completed **all the required units at level 2** and have a **strong attendance record** as well as displaying the required skills that will be needed to cope with the elements of study at level 3.

Gaining employment in the industry would be a great advantage to those wishing to progress to level 3 as this shows that you are committed and will enhance your learning in real life situations.

If your long term goal is to progress on further then there are many degree level courses to choose from depending on your chosen career path.

What you need to do before you start

You need to attend the centre with the following items every day.

Old clothes, or clothing you do not mind getting dirty.

Safety boots, will be required every day you have a practical session.

A folder, lined paper, a pen, pencil, ruler and calculator as well as bags of enthusiasm.....

Q&A Session

If you have any questions you can email the following staff on 29th June 2020 and they will get back to you.

Carpentry and Joinery Level 1 Colchester

Cheryl Roberts c.roberts@colchester.ac.uk and Adam Fair adam.fair@colchester.ac.uk

Carpentry and Joinery Level 1 Braintree

Karl Stock karl.stock@colchester.ac.uk

Furniture Making Level 2

Mark Hogg mark.hogg@colchester.ac.uk

Site Carpentry Level 2 Colchester and Braintree

Mark Thornton mark.thornton@colchester.ac.uk

Furniture Making Level 3

Jason Dale jason.dale@colchester.ac.uk