

Welcome & Induction 2020

Production Arts

BTEC Level 3 90 Credit/Extended Diploma Production Arts



Better Careers Begin Here

Production Arts

Your journey starts here

Hello and welcome to Colchester Institute Performing Arts and Music!

Over the next 1 – 2 years you will take a study programme that will help you progress in your academic and professional development, leading you on to further training or into employment. You will learn, develop and apply skills, knowledge and ideas, supported by a dedicated, expert team of staff. You will encounter new ideas, ways of working and people who share your passion for the creative arts – and you may well make some friends that will last you a life-time.

You can expect interesting and stimulating sessions that will directly connect with the creative industry and we expect you be committed, confident and demonstrate the passion and commitment that will help you move forward in your subject.

Whilst we are sad not to be able to run our normal welcome events in college, we are busy preparing for and very much looking forward to the start of next year's courses. Enjoy the course and if you have any issues questions or ideas, please do not hesitate to talk to us.

Ben Treacher

Area Head of Performing Arts and Music

Production Arts

Ben Treacher

Area Head - Music and Performing Arts



Ben Treacher has been leading the Area Head of Music and Performing Arts for some time. He has extensive experience over many years in actor training and educational leadership.

Martyn Hall

Assistant Area Head - Music and Performing Arts
Course Leader - BTEC Level 3 Production Arts



With a background in Technical Theatre, Acting and Music, Martyn has been teaching Performing Arts for 20 years. "Watching learners on the journey from school to a career is hard work but very rewarding"

Music and Performing Arts Leadership

The Music and Performing Arts department is led by the Area Head and the Assistant Area Head.

You will have a Course Leader who will manage your main programme, deciding how your course is structured, what you need to learn and monitoring your progress on that qualification

Your Pastoral Tutor looks after your wellbeing and monitors and supports your overall progress.

Subject Tutors will be plan and deliver your sessions, set you work and assignments, and mark and feedback on your work.

You may also work with the department technicians, from time to time, who look after equipment and rooms used in the teaching and learning.

Dependent on your course, you may also work with instrumental tutors and accompanists.

Production Arts

Jim Read

Lecturer in Music



He has 20 years experience within a multitude of areas of the industry from a drummer in bands such as The Jorneta Stream and RAD PITT to live sound engineering in local music venues.

Elaine Lloyd

Lecturer in Production Arts



With a technical theatre background and ongoing industry experience, Elaine has been working in theatre for over 25 years as a freelance Stage Manager and Prop Maker

Subject Staff

Richard Stephens

Technician - Performing Arts and Music

Nick Vickers


Workshop Supervisor

Production Arts

You are about to undertake a study programme at Colchester Institute. This will include the following aspects of study:

- Your main programme: BTEC Level 3 90 Credit/Extended Diploma in Production Arts
- GCSE Maths and English (if you have not already achieved a grade 4/C or above in these subjects.
- Tutorial Programme, including Level 1 qualifications in British Values and Keeping Safe and Healthy
- Independent Study
- Work Experience
- Enrichment Opportunities

Your Study Programme



Production Arts

Your main programme:

BTEC Level 3 Foundation/Extended Diploma in Production Arts Practice

Foundation Diploma - Year 1 (Equivalent to Three AS levels)



A: Production Arts Skills Development – worth 83% of Year 1 Grade/42% of Year 2 Grade

This makes up the main part of your qualification. You will be assessed on skills development, how you apply those skills in responding to a brief and how you carry out production roles. You will submit a portfolio of evidence to evidence your work.

- A1. Developing Production Skills and Techniques
- A2. Responding to production requirements and purpose
- A3. Contributing to a production

F: The Production Arts Industry - worth 17% of Year 1 Grade/8% of Year 2 Grade

This module is all about working in the Production Arts industry that you will have learned through your work in class and your own research. You will submit written/audio or video report(s) or presentations to demonstrate your knowledge.



Production Arts

Your main programme:

BTEC Level 3 Foundation/Extended Diploma in Production Arts Practice

Extended Diploma – Year 2 (Equivalent to Three A Levels)

G: Personal Production Arts Profile – worth 25% of year 2 Grade

Continuing on from the first year of study, you will continue to develop your skills building a portfolio of evidence that will evidence your work for grading, but also be the start of your professional self-promotion.

G17. Using Development Plans to Refine Skills

G18. Producing a Personal Project

G19. Using Material for Self-promotion and Networking


H: The Production Arts Industry – worth 25% of year 2 Grade

You will take on a leadership role in a production project working with others to produce a professional product.

H20. Understand a Defined Administrative Project Role

H21. Using Creative Collaboration to Develop a Project

H22. Producing a Collaborative Project



Production Arts

Grading, rough equivalence and UCAS points

For each unit you will receive a grade of Pass (P), Merit (M) or Distinction (D) where Distinction is the highest.

At the end of each year you will usually receive a grade from an aggregate of your unit grades:

P/M/D/D* for Foundation Diploma (Year 1)

PPP/MPP/MMP/MMM/DMM/DDM/DDD/D*DD/D*D*D/D*D*D* for Extended Diploma

Grading for BTEC Foundation Diploma (Year 1)

Grade	UCAS Points	Equivalent to
P	24	4 AS Grade E
M	48	4 AS Grade C
D	72	4 AS Grade A/B
D*	84	4 AS Grade A

Grading for BTEC Extended Diploma in Production Arts (Year 1 and 2)

Grade	UCAS Points	Equivalent to	Grade	UCAS Points	Equivalent to
PPP	48	A Levels EEE	DDM	128	A Levels AAC
MPP	64	A Levels DDE	DDD	144	A Levels AAA
MMP	80	A Levels CDD	D*DD	152	A Levels A*AA
MMM	96	A Levels CCC	D*D*D	160	A Levels A*A*A
DMM	112	A Levels AAC	D*D*D*	168	A Levels A*A*A*

Production Arts

What will we be studying on our main programme?

Over the two year programme, you will be studying a broad range of skills and theory in all aspects of Production Arts before applying those skills practically to live performance events.

- Learning skills and theory: You will learn skills across the production arts field along with associated theory to help you to select and utilise these skills in an appropriate and professional way.
- Applying skills: You will develop the skills and understanding you have learned through a variety of mini-projects.
- Live Performance: You will work to support live public performance work, specialising in a specific production role.
- Presenting your materials for self-promotion and applications.



Production Arts

The course includes knowledge, practical and evaluative aspects, all of which are designed to support and improve practical work.

Delivered sessions are interactive and will make up a lot of your weekly timetable and will usually involve learning or developing skills.

Other modes of learning will include:

- Online Learning
- Supported practice sessions
- Independent research
- Independent skills development

What does the study look like?



Production Arts

Main Hall and Swinburne Hall



Our main performance spaces and classrooms for practical technical aspects:


- Industry standard lighting and sound equipment with control areas in both spaces.
- Lighting rig in both venues with telescope access to generic and automated lighting.
- Public venue for performances.

Production Arts

J9 is the main teaching space for the course and is laid out in three sections:

- Classroom area. This space is used for paperwork, knowledge classes and production meetings.
- Workshop. Most of our Set and Props work is carried out in this area with a full selection of tools and space for painting and wet work.
- Mezzanine. This area will house computers for independent study and work on various software.

J9 - Classroom and Workshop



Production Arts

Learners from this course go on to a variety of different career routes:

The next few slides will talk about different things that learners have gone on to do and wrap up with a few case studies.

To the right you can see a small selection of projects ex-production arts and technical theatre students have gone on to work on including, the West End, The Olympics, Film and TV...

What do students do next



Production Arts

What do students do next: Further Training

There are a wide variety of courses ranging from apprenticeships and private courses to a broad range of Conservatoire and University courses available after this course such as:

Theatre Design

Costume

Lighting, Sound and Audio Visual

Stage Management

Hair and Make-up

There are institutions across the country such as:

ROYAL CENTRAL
SCHOOL OF SPEECH & DRAMA
UNIVERSITY OF LONDON

NOTTINGHAM
TRENT UNIVERSITY

ROYAL
BIRMINGHAM
CONSERVATOIRE

GSA
est. 1935
UNIVERSITY OF SURREY

LIPA
THE LIVERPOOL INSTITUTE
FOR PERFORMING ARTS

E15
ACTING SCHOOL

Rose
Bruford
College
of Theatre
& Performance

University of
Salford
MANCHESTER

BACKSTAGE
ACADEMY

BATH
SPA
UNIVERSITY

GUILD
HALL
SCHOOL

MOUNTVIEW
ACADEMY OF THEATRE ARTS

ual: university
of the arts
london

RADA

Production Arts

What do students do next - Selection of previous learners:

DAVE COOPER

Senior Special Effects Technician
Aardvark FX



"Enthusiasm is your greatest ally!"

<https://www.aardvarkfx.com>

ALICE CHAPMAN

Student BA (hons) Stage Management
Royal Birmingham Conservatoire



"This industry takes a lot of hard work but the moment it all comes together is the most satisfying thing. Every opportunity is experience and get as much experience as you can."

<https://www.bcu.ac.uk/conservatoire/courses/stage-management-ba-hons-2020-21>

CONOR CRAWFORD

Sound Technician - Royal Caribbean Cruises
Studied at Bath Spa University



"Experience is Key."

<https://www.royalcareersatsea.com/pages/entertainment>

Production Arts

What do students do next - Selection of previous learners:

ADAM SUTTON

Senior Rigging Project Manager
Unusual Rigging Ltd.



"You can't reach the top of the ladder, without climbing from the bottom first. Be patient, have faith. Listen, learn and succeed."

<https://www.unusual.co.uk/>

IZZY COOPER

Freelance Prop Maker




"Don't be afraid to follow the route that's your favourite never thought I'd make a 3ft3" octopus in my shed but I loved it "

<https://isobelcoops.wixsite.com/cooperprops>

TOMMY BOOTY

Freelance and Student
University of South Wales



"If you can't take a joke, don't work. Its hard work but the end result is rewarding."

<https://www.linkedin.com/authwall?>

Production Arts

What do students do next - Selection of previous learners:

JACK WALDER

Lighting and AV designer/technician, event/site electrician.
Studied at Rose Bruford BA (hons) Lighting Design



"You'll work hard to get there and work even harder once you're there. But trust me you'll never work in a more rewarding industry, there'll be moments and experiences that stay with you forever."

<https://www.bruford.ac.uk/courses/lighting-design-ba-hons/>

JAMIE WEST

Head of Automation,
ATG Productions, Dear Evan Hansen, West End



"There are a million different paths to success in this industry, so don't be disheartened when trying to follow someone else's. Forge your own."

2020 Leaver Destinations

Matthew Greed
BA (hons) Lighting Design
Mountview Academy of Theatre Arts

Charlotte Wright
BA (hons) Theatre Design
Nottingham Trent University

Charlotte Sweeney
BA (hons) Scenic Arts (Construction, Props and Painting)
Rose Bruford

Ben Tarman
BA Set Construction for Stage and Screen
Central School of Speech and Drama

Lauren Madden
BA Stage and Production Management
East 15 Acting School

Production Arts

Things that are essential for your course:

- Safety Footwear (black – boots, shoes or trainer style)
- Rigging gloves
- 30cm Ruler
- A range of H and B pencils
- Fine liner 0.5mm tip
- Maths Set (set squares, protractor, compasses)
- Pen for note taking
- Note book, folder
- Needle and cotton, fabric scissors scrap fabric
- At least one set of plain black clothing (no logos) for backstage work

Equipment List

(if you have financial restrictions, please contact our Student Support team who may be able to help)



Things recommended for your course:

- Access to a 64bit Computer (desktop or laptop) is useful for independent practice
- Safety Eyewear for woodwork
- Overalls or clothes for painting
- A3 Drawing Board
- A3 Paper
- Coloured Pencils
- Fine liner set
- Headphones with 1/8inch Jack (or 3.5mm Jack with adaptor)
- Basic Sewing Kit
- Try to save some money for any trips we are able to organise

Production Arts

Things you can do to prepare for the course:

You could download or engage with the following computer software which have free or student versions (there are plenty of great video tutorials online if you get stuck):

- Sketch Up. A basic Computer Aided Design program free online version. <https://www.sketchup.com/products/sketchup-for-web>
- Chamsys Magic Q. Lighting desk software to download on PC or Mac <https://chamsyslighting.com/pages/magicq-downloads>
- Q-Lab. If you have a Mac, this is the industry standard sound cuing software. You can download the basic version for free. <https://qlab.app/> if you have a PC then multiplay is a similar free program: <https://www.da-share.com/software/multiplay/>
- Access some online video materials:
 - Try to watch lots of performance work. Many performance companies are putting material online from small productions to major performances. Some of which your school may have access to, others which are going out to the public. Try to watch a variety of things <https://www.timeout.com/theatre/best-streaming-theatre-shows-how-to-watch-online>
 - If you use social media, look for large groups of professionals in an area you are interested in. There are many professionals who are sharing materials and training videos in those groups. Example groups on Facebook include: Hey Audio Student, Professional Technicians, Scenic Artists, Fabricators, and Set Designers, Stage Managers
 - Explore the Creative and Cultural Skills website which gives information and interviews about the Creative Industry.

Production Arts

Things you can do to prepare for the course:

If you would like to there are a number of great books available for the subject. Do look at the reviews before spending any money as some can be expensive (look around as there are second hand bargains to be found)

- https://www.goodreads.com/list/show/98725.Technical_Theatre_and_Design
- https://www.goodreads.com/search?utf8=%E2%9C%93&q=Stage+Costume&search_type=books
- https://www.goodreads.com/search?utf8=%E2%9C%93&q=Stage+Management&search_type=books
- https://www.goodreads.com/search?utf8=%E2%9C%93&q=Theatre+Design&search_type=books
- Call Q is some software that helps you practice running a show virtually. They have a temporary licence to July for £10 (normally £150 a year) <http://www.callq.uk.com/purchase.html>
- Drop emails to practitioners/theatres and ask them for tips. There are lots of Production professionals that are out there who are finding this down time challenging and may be willing to help. Do communicate with them politely and professionally (they may be your future employers) and CC an adult into your emails (eg. teacher or parent).

Production Arts

Q+A Session

You are invited to attend an online session where we will answer some questions that have been submitted and where you will have the opportunity to put questions to the course leader.

This will take place

10:30 on 30th June 2020

on Zoom

www.zoom.us

<https://us02web.zoom.us/j/86098481570?pwd=T09pc3FFMmxSMStNR0lNOHdRUFIsZz09>

Meeting ID: 860 9848 1570

Password: 9nNwhu

Welcome & Induction 2020

Production Arts



**Thank you for reading and I look forward to seeing you at enrolment
Please contact the college if you have any questions or concerns.
Stay safe over the summer!**



Better Careers Begin Here