

Level 3 Photography

I am Darren Hart, the course leader of Level 3 Photography and I would like to welcome you to Colchester Institute and your new course.

In this presentation I am going to introduce our exciting facilities and the course content. I will also try to answer any questions you may have about joining us in September.



Who we are and what do we do?

All of the staff teaching on the course have had relevant industry experience and know exactly the types of skills you will need to fully develop your potential as a photographer.

As a photographer with over twenty years experience, I have seen the evolution of photography from its traditions in film right through to the current digital era. I have experience with a range of genres including, still life, advertising, portraiture and weddings, that will help you with your journey in photography.

For over ten years now I have been a course leader of photography, teaching on A-Level, BTEC and UAL study programmes.



Personal Development & Tutorials

The Art & Design Progress and Destination Tutor, Leon Carter, leads your tutorials, oversees attendance and helps you to find the right career and course after you finish your Diploma.

In tutorials you work together to learn about careers in the Creative Industries, British Values, current events, and work experience opportunities.


These sessions will help you to broaden your understanding of the world and support you to make informed decisions about your future.



Where you will be learning?


Study spaces are different depending on the learning activity. It's likely that you'll be learning in one of our studio, traditional darkroom or digital darkroom areas. You may also spend time developing practical skills in our print space.

Some sessions take place in general purpose design studios where you have the freedom to explore alternative photographic techniques. This year some of your learning, for example contextual studies and group tutorials may also take place online.



Welcome & Induction 2020

Click image below to open video in YouTube



Better Careers Begin Here

What type of lessons might I have?

During the course you will learn how to create photographs using a range of different and exciting scenarios. You will learn how to use film and digital cameras on location and in the studio, and you will learn how to work in a traditional darkroom.

You also will also learn about the history and contexts of photography. Through continued analysis and reflection of your work, you will develop and improve your knowledge and skills.

You will learn how to use your sketchbook effectively to record and develop your ideas and be introduced to digital methods of producing professional portfolios




What's next?

New statistics reveal the Creative Industries sector is growing more than five times faster than the national economy*.

Hardworking students with good photographic and entrepreneurial skills can become freelance photographers, assist established pros or develop their potential by progressing to Higher Education.

In recent years our students have gone on to study on courses at universities such as, NUA, UAL, and Westminster.

* www.gov.uk/government/news/uks-creative-industries-contributes-almost-13-million-to-the-uk-economy-every-hour



Where are they now?

***Jamie Appleby, one of our alumni,
has gone on to study photography at
Bournemouth University of the Arts,
he says:***

*“The course broadened our understanding in both
theory and practical knowledge. We were
encouraged to explore a wide range of processes
and techniques to develop our skill set.*

*The course is the best start to a career in
photography, as it gives you the opportunity to
find your personal style and progress on to higher
education. ”*



What will I need?

To prepare for September, make sure you have the following as your own kit. This will be essential in your new environment:

- Pens, Pencils & Sharpener
- Highlighters & Sharpie Markers
- SD Card and USB Stick
- SD Card Reader
- A good quality sketchbook - A4 or A3- sewn or stapled (not ring bound as these often do not last)
- Small scissors and Pritt Stick
- Ruler
- External Hard Drive / Mac & PC compatible.

And anything else to compliment your own pencil case the college will no longer provide shared equipment



Welcome & Induction 2020

We look forward to seeing you in September and be sure to join us for our Zoom Q & A session on Tuesday 30th June where you can ask me questions face to face.

Here are a list of questions that may get you started:

What will I study in my first term?

How will college work considering Covid 19?

What should I expect in terms of workload?

How will I present my work for assessment?

What equipment do I need when I start?

Try asking these or your own questions and we can't wait to help you learn all about what the wonderful world of photography has to offer!



Better Careers Begin Here

Welcome & Induction 2020

We look forward to seeing you in September and be sure to join us for our Zoom Q & A session on Tuesday 30th June where you can ask me questions face to face. Please see the zoom information below:

Tuesday 30th June at 3pm

Meeting ID: 826 167 5429

Password: 377412

I look forward to seeing you soon!

