

Level 3 Digital Graphics

Hi, my name is Heather Warren, the course leader of Level 3 Digital Graphics and I would like to welcome you to Colchester Institute and your new course.

In this presentation I am going to introduce our exciting facilities and the course content. I will also try and answer any questions you may have about joining us in September.



Who we are and what do we do?

All of the staff teaching on the course have had relevant industry experience and know exactly the types of skills you will need to develop your full potential.

Before I started teaching I worked as a Design Manager & Graphic Designer for a design company in London. I worked for a number of varied clients including Nickelodeon, Disney, St Tropez, M&S, Next, Liberty. Prior to that I worked in advertising for Saatchi & Saatchi on accounts including Head & Shoulders, Olay and Ariel.

Other tutors with similar professional backgrounds bring different skillsets to our course and teach a range of perspectives including traditional 2D drawing, printing and image making.



Personal Development & Tutorials

The Art & Design Progress and Destination Tutor, Leon Carter, leads your tutorials, oversees attendance and helps you to find the right career and course after you finish your Diploma.

In tutorials you work together to learn about careers in the Creative Industries, British Values, current events, and work experience opportunities.

These sessions will help you to broaden your understanding of the world and support you to make informed decisions about our future .



Where you will be learning?


Study spaces are different depending on the learning activity. It's likely that you'll be learning digital skills in one of our specialised Mac suites. You'll also spend time developing practical skills in our Print, 3D and Ceramics workshops.

Some sessions take place in general purpose design studios where you have the freedom to explore drawing and mixed media techniques. This year some of your learning, for example contextual studies and group tutorials may also take place online.



Welcome & Induction 2020

Click image below to open video in YouTube



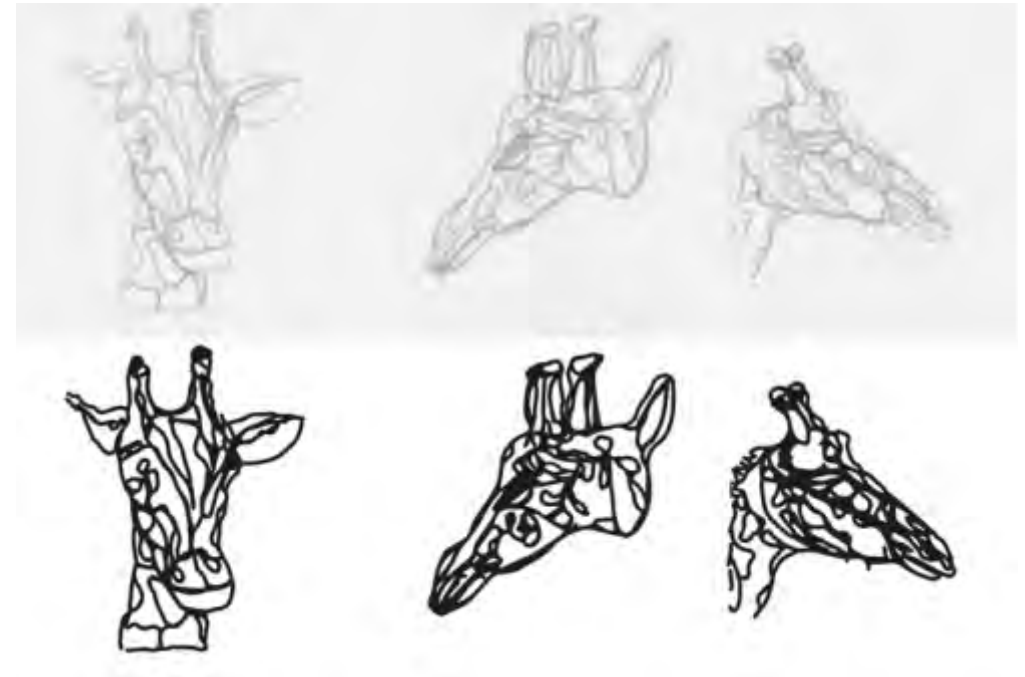
Better Careers Begin Here

What type of lessons might I have?

During the course you will have the opportunity to learn and develop knowledge through industry-led and practice-based projects. You will combine both analogue and digital techniques to develop your technical skills.

To help you do this you will learn about the history of graphic design and digital approaches. You will be introduced to digital techniques and will learn how to understand a creative problem, and develop engaging solutions via multi disciplinary experiences and projects.

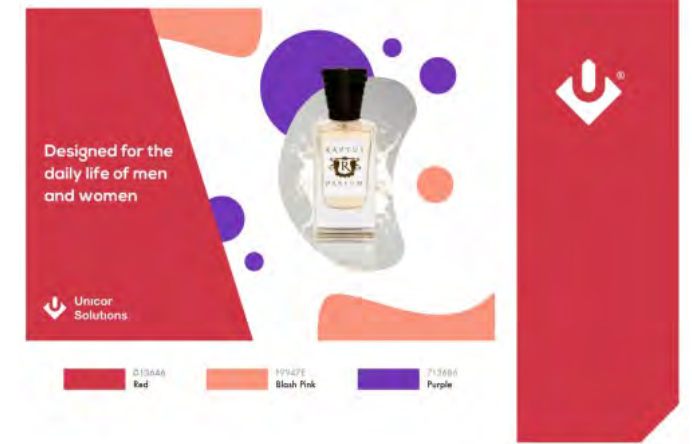
You will learn how to record and develop your ideas and be introduced to digital methods of producing professional portfolios.



What's next?

New statistics reveal the Creative Industries sector is growing more than five times faster than the national economy*. Hardworking students with good Animation & Illustrative skills are highly prized and a high proportion of our students choose to develop their potential by progressing to Higher Education. In recent years our students have gone on to study on courses such as Graphic Design, Graphic Comms, Digital Design at universities such as Kingston, UAL, NUA and UCC.

* www.gov.uk/government/news/uks-creative-industries-contributes-almost-13-million-to-the-uk-economy-every-hour



Where are they now?

George O'Byrne, completed the Diploma this year and is going on to study BA Graphic Design at Camberwell College of Arts, he says:

"I knew I wanted to progress to university to study graphic design, but I felt that I needed to develop my skills and knowledge that one step further. The industry based briefs were so enjoyable and varied, and my digital skills have improved massively giving me much more confidence in designing and producing my work. The tutors helped me develop my knowledge and prepare me for the next stage in my studies"



In terms of preparing for September, make sure you have the following, as your own kit will be vital in your new environment:

- ***USB memory stick at least 128GB***
- ***Black A4 Pocket display book (not ring bound) 40 pages***
 - ***Smartphone or digital camera for recording work***
- ***A good quality sketchbook (not ring bound as these often do not last / stapled or sewn)***
 - ***Drawing pencils and eraser***
 - ***Pens for writing!***
 - ***Small scissors and Pritt Stick***

And anything else to compliment your own pencil case the college will no longer provide shared equipment



We look forward to seeing you in September and be sure to join us for our Zoom Q & A session on Tuesday 30th where you can ask me questions face to face. Here are a list of questions that may get you started:

What will I study in my first term?

How will college work considering Covid-19?

What should I expect in terms of workload?

How will I present my work for assessment?

What could I be doing now to prepare myself?

Try asking these or your own questions and we can't wait to help you learn all about what the wonderful world of Digital Graphics has to offer!



Welcome & Induction 2020

We look forward to seeing you in September and be sure to join us for our Zoom Q & A session on Tuesday 30th where you can ask me questions face to face. Please see the Zoom details below:

Tuesday 30th June at 2pm

Meeting ID: 974 1468 7475

Password: 325154

I look forward to seeing you!

