

# Welcome & Induction 2020

Click image below to open video in YouTube



**Better Careers** Begin Here

## Welcome

*‘Welcome to Colchester Institute Hospitality and Salon Studies, my name is Renata East and my role is Area Head.*

*Within our area, we have an extremely talented team who all have vast amounts of in-depth industry experience and up to date knowledge, with the majority still working in industry. This will support you in achieving the best possible outcome in the course you have chosen to study.*

*I look forward to welcoming and hopefully meeting you all soon.’*

Renata East, Area Head



## Who we are



*'I completed 3 years of training at Colchester Institute before the millennium. I qualified in Level 2 & Level 3 Beauty Therapy and Holistic Therapies. I have moved around the UK and worked in a variety of settings including hair & beauty salons, spas, luxury skincare and fragrance brands. When I returned to Colchester in 2004 I started teaching at Colchester Institute and have been here ever since.'*

Tina Byers, Course Leader

# Welcome & Induction 2020

## Meet the Team



Helen Brice  
Technician



Anna Curtis  
Assistant Area Head



Jemma Hyde  
Technician Supervisor



Gemma Sargent  
Beauty Therapy Course Tutor



Nicola Maynard  
Technician



Sally Smith  
Progress & Destination Tutor

**Better Careers** Begin Here

# Welcome & Induction 2020

## Where will you be learning?

Learning takes place through classroom activity, demonstrations and working in a realistic salon environment for practical assessment and case studies. When not working on real-life clients, you are taught through a number of practical sessions and assessments, alongside classroom sessions and guided assignments. You will also engage in activities to develop your English, maths and employability skills



**Better Careers** Begin Here

# Welcome & Induction 2020

Click image below to open video in YouTube




**Better Careers** Begin Here

## What will you be learning?

Units include

- Anatomy & Physiology
- Principles of practice for Beauty Therapists
- Hair removal treatments
- Facial and skin analysis
- Manicure treatments
- Pedicure treatments
- Lash and Brow treatments
- Apply make-up services



## What will you be learning?

The majority of learning will take place through practical demonstrations and assessments where you will be working in our commercial campus salon. You will have two hours of classroom based theory activities and one hour of group tutorial timetabled each week. You may also need to continue with English and Maths GCSE.

Assessment method:

Multiple Choice Exams

Practical Assessment

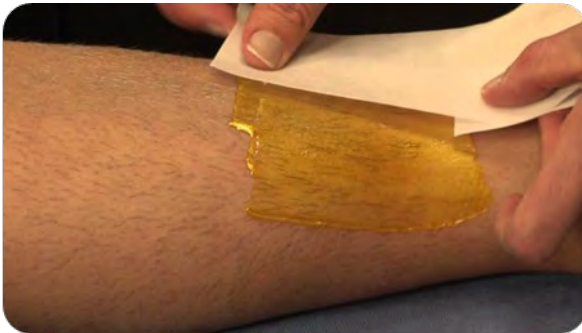


# Welcome & Induction 2020

## What will you be learning?

Students work on each other during training and are then required to complete the treatment on a diverse range of clients, including male, female, young and mature.

You will be required to have all treatments performed on yourself by a peer within training



**Better Careers** Begin Here

# Welcome & Induction 2020

Click image below to open video in YouTube




**Better Careers** Begin Here

## What do students our students think?

*'At Colchester Institute this year I have enjoyed learning more about the treatments that go on within the Beauty Industry. I hadn't imagined that at Level 2 there would be as much to learn as I have learnt in the past year and I am looking forward to doing my Level 3 course. I have personally really enjoyed the theory side as it is quite biological. The make up competition was really fun to do as well although we had to do it during lockdown this year. The make up for the competition was my favourite part and I practiced it before to get an idea of what techniques to use.'*

Lilly Arnold, Level 2 Beauty Therapy Student

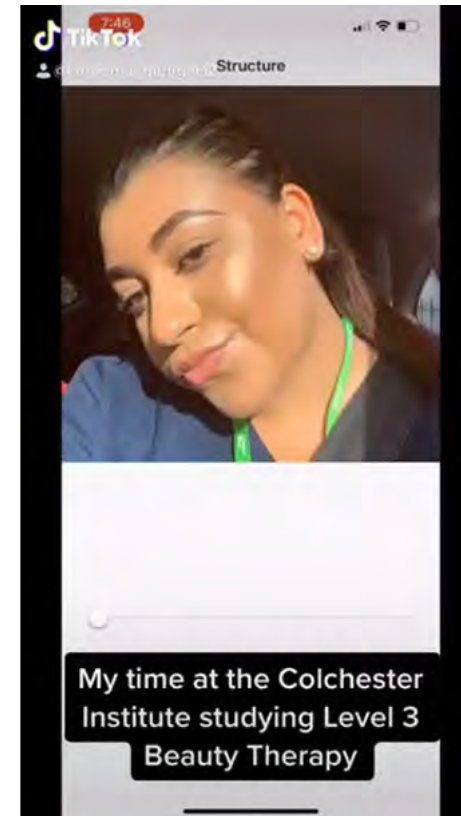


## What do students do after the course?

Progression onto:

- Level 3 Beauty
- Employment in a salon, health spa, television, film studios, on board cruise liners and hotels through the world as Beauty Therapist, Nail Technician or Massage Therapist
- Successful students from this course have gone on to set up their own businesses
- Students can progress to higher education courses, such as a HND Beauty Therapy

Click the image to view Kareema's experience



What do students do after the course?

Click the image to view video



Caitlin Lowe, Level 3 Beauty Therapy – Massage Route

# Welcome & Induction 2020

## What you need to do before you start?

- **Uniform** approx. £33.00
- **Kit** approx. £175.00
- **Text book** approx. £33.00
- **Locker (optional)** £10.00 refundable

You will be given order forms at enrolment

**\*All prices indicated must be considered as estimated and prices may change without notice**



## Uniforms



Ladies - Miami Tunic and Trouser

Level 1 - Teal

Level 2 - Navy

Level 3 – Grey

Gents – Black Tunic and Trouser ( all Levels)

also a pair of flat all black enclosed shoes

***Uniforms must be worn in all Salon Sessions***



## Dress Code

- **Hair:** should be in a neat secure bun or plaits
- **No Jewellery:** except stone free wedding band
- **Piercings:** Only one small pair of stud earrings can be worn, flesh/clear coloured retainers must be worn in all other visible piercings.
- **Nails:** Short and clean. NO nail polish, False nails or overlays.
- **Uniform: ONLY** a clean, pressed **college uniform** can be worn when in a salon. No leggings, jeggings, jeans or shorts are permitted.
- **Shoes:** flat, clean, closed toe shoes in salon (no flip flops, boots or heels)
- **ID card:** Students are required to produce and wear the ID card at all times



# Welcome & Induction 2020

Any questions?

- If you have any questions at all, Renata East (our Area Head) is holding a virtual Q&A session via email on Monday 29<sup>th</sup> June 2020 at 1pm – 4pm.

- Please send your questions to:

[Renata.East@Colchester.ac.uk](mailto:Renata.East@Colchester.ac.uk)

# Welcome & Induction 2020

We look forward to meeting you  
soon

Click image below to view message from our Hairdressing student  
Ania



**Better Careers** Begin Here