

Level 3 Diploma in Art and Design

Hello, I am Aeron Hall-Apps, the course leader of Level 3 Art & Design and I would like to welcome you to Colchester Institute and your new course.


In this presentation I am going to introduce our exciting facilities and the course content. I will also try to answer any questions you may have about joining us in September.



Who we are and what do we do?

All of the staff teaching on the course have had relevant industry experience and know exactly the types of skills you will need to fully develop your potential.

Before I started teaching I worked as a freelance textile designer for fashion and interiors. I also organised and took part in craft markets celebrating the variety of creativity across East Anglia. Other tutors have professional backgrounds that bring different skillsets to our course and teach a range of perspectives including traditional 2d and 3d drawing and making, to digital composition and sequential image making.




Personal Development & Tutorials

The Art & Design Progress and Destination Tutor, Leon Carter, leads your tutorials, oversees attendance and helps you to find the right career and course after you finish your Diploma.

In tutorials you work together to learn about careers in the Creative Industries, British Values, current events, and work experience opportunities.

These sessions will help you to broaden your understanding of the world and support you to make informed decisions about your future.



Where you will be learning?

Study spaces are different depending on the learning activity. It's likely that you'll spend time developing practical skills in our Print, 3D, Ceramics and digital workshops.


Some sessions take place in general purpose design studios where you have the freedom to explore drawing and mixed media techniques.

This year some of your learning, for example contextual studies and group tutorials, may also take place online.



Welcome & Induction 2020

Click image below to open video in YouTube




Better Careers Begin Here

What type of lessons might I have?

During the course you will have the opportunity to explore a range of art and design projects that will encourage you to broaden your skill set. To help you do this you will develop your knowledge of:

- *Drawing: observation, technical and developmental*
- *Technical skills such as: printmaking, 3D construction, painting*
 - *How to generate your own ideas through experimentation*



What type of lessons might I have?

- **Research skills: how to find and use relevant information to improve your understanding of the wider context**
- **Reflective and critical skills: how to select and present information**

You will learn how to use your sketchbook effectively to record and develop your ideas and be introduced to methods of producing professional portfolios



What's next?

A high proportion of Diploma students progress to the Extended Diploma or the Foundation Diploma. These courses aim to prepare you for industry or Higher Education.

New statistics reveal the Creative Industries sector is growing more than five times faster than the national economy*. In recent years our students have gone on to study on degree courses such as Fine Art, Painting, Printmaking and Illustration at Universities such as Brighton, NUA, UAL, and UCC

* www.gov.uk/government/news/uks-creative-industries-contributes-almost-13-million-to-the-uk-economy-every-hour



Where are they now?

Tom Groves progressed to Foundation after his Diploma and is starting Higher Education at UCC in October. What he says about studying with us:

“I have enjoyed studying on foundation because it gave me the freedom to test all kinds of materials and processes as well as teaching me that not every process will go as planned and that’s ok, if not better as you have an area you can develop.”



Where are they now?

Marselina Adeline completed the Diploma this year and is going on to study Architecture in Indonesia she says:

“it was the greatest, open minded experience...

...I've had so much fun throughout this whole year, learning and experimenting, all the live drawings sessions, the printing and 3D workshops, as well as the people they were all so lovely.

I'm also really glad that I got to extend my knowledge further in art as well as improving my research skills”.



“To prepare for September, make sure you have the following as your own kit. This will be essential in your new environment:

- *A set of quality drawing pencils ranging from HB to 6B*
- *A range of quality brushes (different sizes and shapes)*
 - *Charcoal/ pastels/ watercolour set*
- *A good quality sketchbook - A4 or A3- sewn or stapled (not ring bound as these often do not last)*
 - *Small scissors and Pritt Stick*
 - *Scalpel and small cutting mat (swan morton is best)*

And anything else to compliment your own pencil case the college will no longer provide shared equipment ”



Welcome & Induction 2020

We look forward to seeing you in September and be sure to join us for our Zoom Q & A session on Tuesday 30th June where you can ask me questions face to face.

Here are a list of questions that may get you started:

What will I study in my first term?

How will college work considering Covid 19?

What should I expect in terms of workload?

How will I present my work for assessment?

What could I be doing now to prepare myself?

Try asking these or your own questions and we can't wait to help you learn all about what the wonderful world of animation and illustration has to offer!



Better Careers Begin Here

Welcome & Induction 2020

We look forward to seeing you in September and be sure to join us for our Zoom Q & A session on Tuesday 30th June where you can ask me questions face to face. Please see the zoom details below:

Tuesday 30th June at 3:30pm

Meeting ID: 987 2190 9278

Password: September

I look forward to seeing you!!

