


Level 3 Diploma in Animation & Illustration

Hi, my name is David Dixon, the course leader of Level 3 Animation & Illustration and I would like to welcome you to Colchester Institute and your new course.

In this presentation I am going to introduce our exciting facilities and the course content. I will also try and answer any questions you may have about joining us in September.



Who we are and what do we do?

All of the staff teaching on the course have had relevant industry experience and know exactly the types of skills you will need to fully develop your potential as an animator or illustrator.

Before I started teaching I worked as a freelance concept artist & illustrator for a number of large companies including Coca Cola, Nike SB, Cartoon Network, Virgin Mobile and MTV. Other tutors with similar professional backgrounds bring different skillsets to our course and teach a range of perspectives including traditional 2d and 3d drawing and making, to digital composition and sequential image making.



Personal Development & Tutorials

The Art & Design Progress and Destination Tutor, Leon Carter, leads your tutorials, oversees attendance and helps you to find the right career and course after you finish your Diploma.

In tutorials you work together to learn about careers in the Creative Industries, British Values, current events, and work experience opportunities.

These sessions will help you to broaden your understanding of the world and support you to make informed decisions about our future .



Where you will be learning?

Study spaces are different depending on the learning activity. It's likely that you'll be learning digital skills in one of our specialised Mac suites. You'll also spend time developing practical skills in our Print, 3D and Ceramics workshops.


Some sessions take place in general purpose design studios where you have the freedom to explore drawing and mixed media techniques.

This year some of your learning, for example contextual studies and group tutorials may also take place online.



Welcome & Induction 2020

Click image below to open video in YouTube



Better Careers Begin Here

What type of lessons might I have?

During the course you will have the opportunity to make and create animations and illustrations across a range of different and exciting scenarios.

To help you do this you will learn about the history of animation, drawing and illustration. You will be introduced to detailed technical approaches to traditional drawing and rendering techniques and have the opportunity to explore a variety of 2D and 3D materials, processes and specialist tools.


You will learn how to use your sketchbook effectively to record and develop your ideas and be introduced to digital methods of producing professional portfolios



What's next?

New statistics reveal the Creative Industries sector is growing more than five times faster than the national economy*. Hardworking students with good Animation & Illustrative skills are highly prized and a high proportion of our students choose to develop their potential by progressing to Higher Education. In recent years our students have gone on to study on courses such as Animation, 3d modeling, Set design, Concept art and Illustration at Universities such as NUA, UAL, and UCC

* www.gov.uk/government/news/uks-creative-industries-contributes-almost-13-million-to-the-uk-economy-every-hour




Where are they now?

Sam Elston, as one of our alumni is a freelance illustrator working out of Colchester, Essex, he says:

“This course gave me the space to collaborate with friends, explore ideas, create new work and make mistakes; the teachers encouraged and supported me the whole way through it.

Because of doing the course, I feel I came out with a well-rounded understanding and practical skillset that formed a solid foundation of design that I am still using today”



“In terms of preparing for September, make sure you have the following, as your own kit will be vital in your new environment:

- A set of hi-quality fine liners
 - A sharpie
- A set of small quality brushes and Indian ink .
- A good quality sketchbook (not ring bound as these often do not last / stapled or sewn)
- A set of drawing pencils ranging from 4H to 6B
 - Eraser
- Small scissors and Pritt Stick

And anything else to compliment your own pencil case the college will no longer provide shared equipment ”



Welcome & Induction 2020

We look forward to seeing you in September and be sure to join us for our Zoom Q & A session on Monday 29th where you can ask me questions face to face. Here are a list of questions that may get you started:

What will I study in my first term?

How will college work considering Covid 19?

What should I expect in terms of workload?

How will I present my work for assessment?

What could I be doing now to prepare myself?

Try asking these or your own questions and we can't wait to help you learn all about what the wonderful world of animation and illustration has to offer!



Better Careers Begin Here

Welcome & Induction 2020

*Please join us for our Virtual Q&A Session on zoom
using the details below:*

June 29th at 11:00am

Meeting ID; 955 7212 1867

Password; Animate



Welcome & Induction 2020

Check out our show-reel!

Click image below to open video in YouTube

Hopefully this information was useful in letting you know what to expect in September, if you have any further questions please send me an email: david.dixon@colchester.ac.uk



Better Careers Begin Here